

Activation

Offline Process

To get offline Activation key Check the Offline Take the unlock code which are appearing on the screen and CD serial number which are printed on the CD cover and along with following Details :

Client Name

Company Name

Complete Postal address

E-mail Id

Phone Number

Mobile Number

City State

Send SMS To following Customer Support Mobile Number

You will receive SMS from the customer support Number the format of activation key is

“A1b2C1d6E6z1C3”

Product Activation

Product Activation
License Agreement
Activation Details

Activation Options
 Online Offline Unlock Code: 1010-0046-7119-8100-4321

CD Serial No
Send SMS to +91-94483 86825 from your mobile by Typing the 20-character Total Accounting Software CD Serial Number, Unlock Code (which is appearing on the screen) , your Postal Address, City and State.
If you do not have CD Serial Number on your CD, you can purchase the boxed product from a retailer. If you purchase the product from a retailer, just enter the CD Serial Number that comes with the retail box.

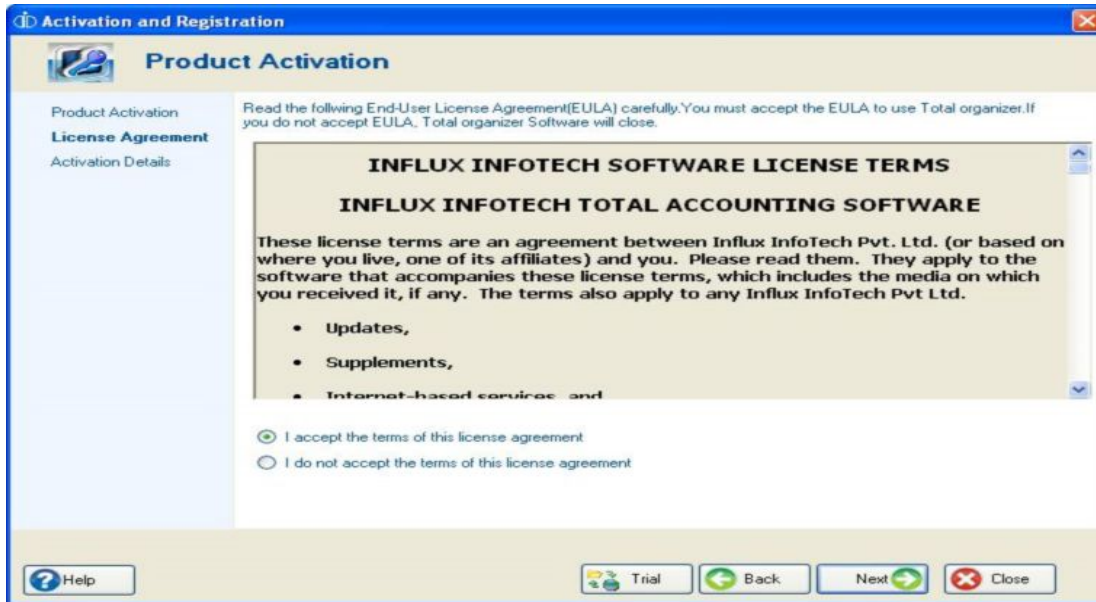
Activation Code
If you received the Activation Code through Offline, Please enter it in the field below. This field is mandatory.
B66LA-CA8Z0-PRA37-80VEY

Trial Usage
TOTAL organizer provides a Trial Version for 100 hrs. to use with full features of the Software.
This Trial Version will be help you to get activate from Online or Offline even after expiry of the trial period.

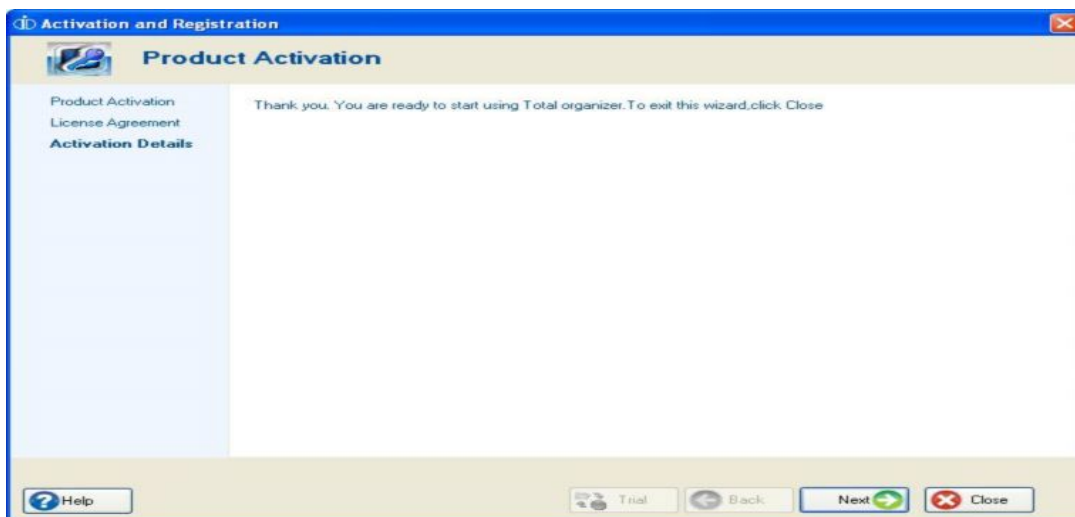
Help Trial Back Next Close

Insert activation key which are provided by the customer support number
In the Activation Code Text Box

Than click on **Next**



Here You have accept the terms if the license agreement
Than Click **Next**



Than Click on **Next**

Now your Software is ready to use

Online Process

To get Online Activation key Check the radio button of the activation option Online And enter the CD serial number, CD serial number which are printed on the CD Cover.

Than Type those numbers in CD serials number

Activation and Registration

Product Activation

Product Activation

License Agreement
Activation Details

Activation Options: Online Offline Unlock Code: 1010-0046-7119-8100-4321

CD Serial No.
In the boxes below, type your 20-character T total organizer CD Serial Number.
If you do not have CD Serial Number on your CD, you can purchase the boxed product from a retailer. If you purchased the product from a retailer, just enter the CD Serial Number that comes with the retail box.

B66LA - CA8Z0 - PRA37 - 80VEY

Trial Usage
TOTAL organizer provides a Trial Version for 100 hrs. to use with full features of the Software.
This Trial Version will be help you to get activate from Online or Offline even after expiry of the trial period.

Help Trial Back Next Close

Than Click on **Next**

Activation and Registration

Product Activation

INFLUX InfoTech Pvt. Ltd.

Product Registration

Unlock Code: 0001-2342-1039-8361-2001

CD Serial Number: B66LA-CA8Z0-PRA37-80VEY Next

Help Trial Back Next Close

Click On Next

Activation and Registration

Product Activation

INFLUX InfoTech Pvt. Ltd.

Product Registration

Unlock Code	0001-2342-1039-8361-2001
CD Serial Number	B66LA-CA8Z0-PRA37-80VEY

Next

Click here

Help Trial Back Next Close

Click on Next

Activation and Registration

Product Activation

Client Details		Dealer Details	
CD Serial Number	B66LA-CA8Z0-PRA37-8	Name :	Influx Multitrade
Unlock Code	0001-2342-1039-8361-20	Address:	Head Office: 92/ Road,Kanchan ga
*Client Name	Ranjan Lala Mishra	City:	Pune
*Company Name	Mishra Stores	Email:	support@influxm
*Address	Csp colony Mahalskemi lay Out Bangalore	Phone:	2025455866
*E-Mail id	rajani@redofmai.com	Mobile Client:	0
*Phone Number	9449658362	State:	Maharashtra
*Mobile	9449652314		
*City	Bangalore		
*State	Karantaka		

Help Trial Back Next Close

Here you have to enter the following details

Client Name

Company Name

Complete Postal address

E-mail Id

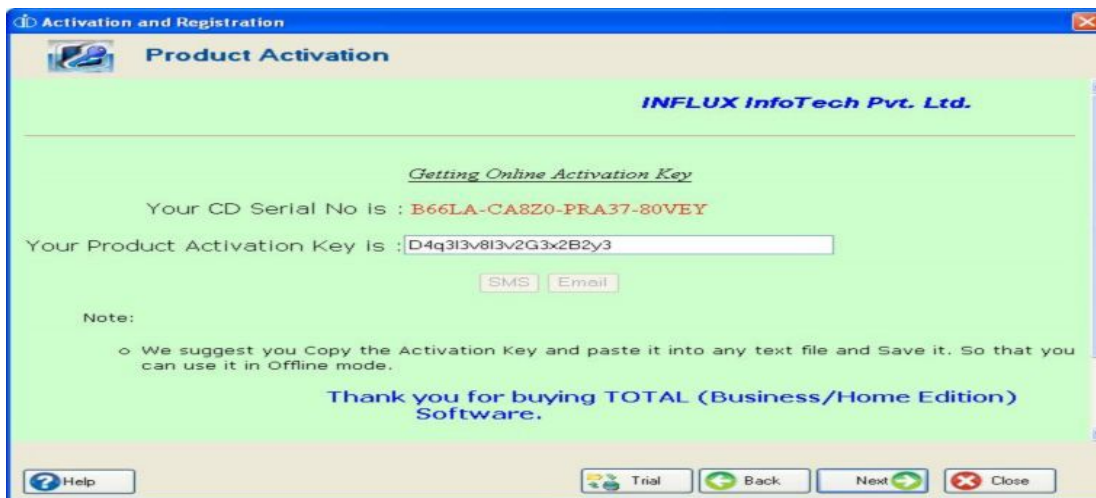
Phone Number

Mobile Number

City State

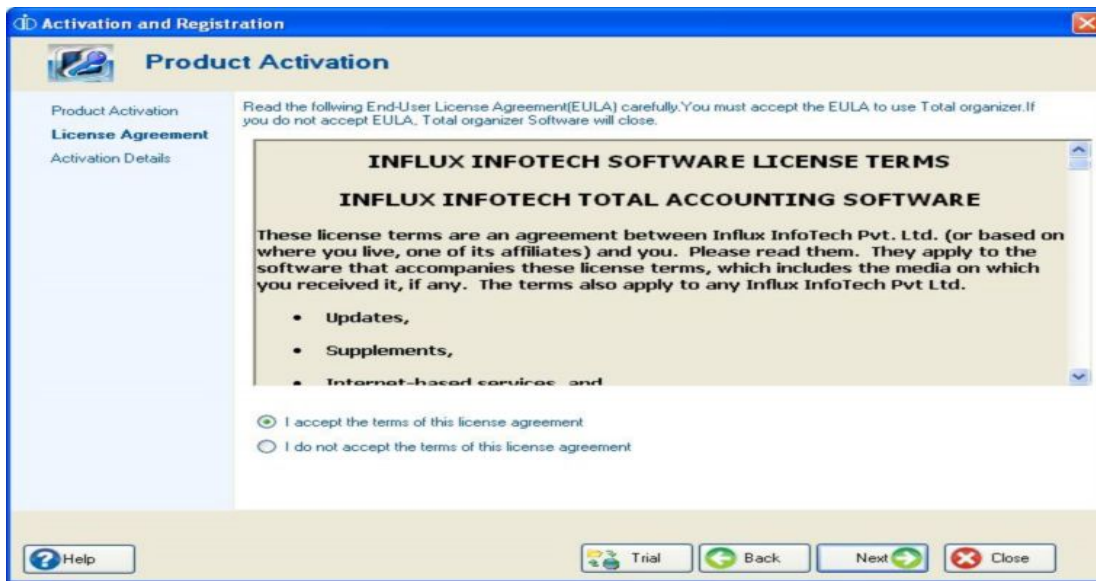
Then Click on **Register**

Following Screen will appear



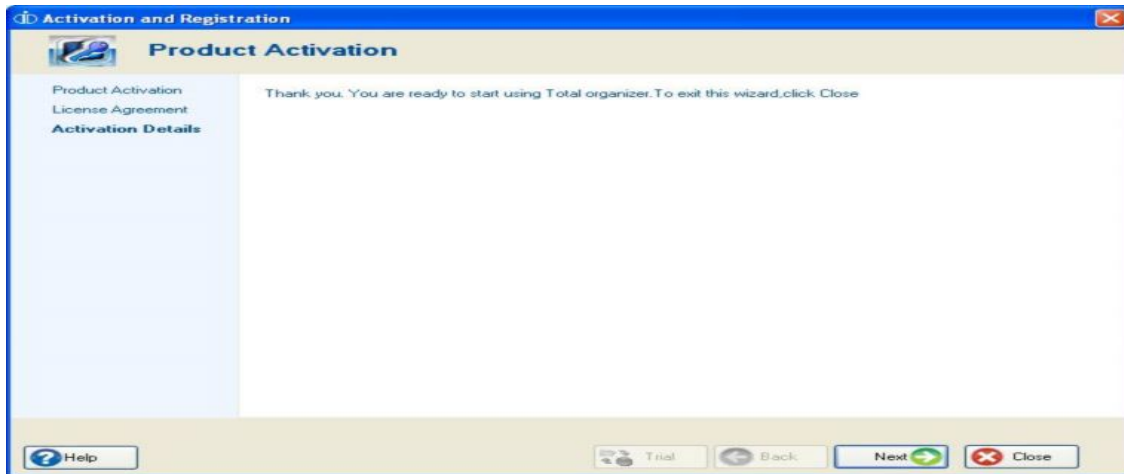
Now your application is get Activated

Click on **Next**



Here You have accept the terms if the license agreement

Than Click **Next**



Than Click on **Next**

Now your Software is ready to use